

**Easy to understand city budgets for taxpayers**

Check Register

Budget Year: 2015

Explore city revenue

Drill down on city spending

**Electric Utility Fund**  
\$57,114,757

**ENTERPRISE FUNDS**  
\$96,234,648

**TAXES & REVENUE**  
\$172,929,201

**Metrics**

**SPENDING**  
\$172,929,201

**ENTERPRISE FUNDS**  
\$95,793,438

**Water/Wastewater Fund**  
\$32,183,705

**Special Services**  
\$16,537,693

Electric Service Revenue  
\$50,654,389

Electric Utility Fund  
\$57,114,757

Enterprise Funds  
\$96,234,648

Population 50,001

Median Household Income \$25,809

Median Home Value \$221,000

Property Tax Rate 0.5302

Bond Rating AA

Adopted Budget \$172,927,890

Adopted Budget per Capita \$3,458

General Fund \$1,051

Tax Supported Debt \$120,680,000

Revenue Supported Debt \$149,670,000

Total Debt \$270,350,000

Debt per Capita \$5,185

Debt Service as a % of Revenue 15.7%

Unfunded Pension Liabilities \$32,789,385

Unfunded OPEB Liabilities

Total Payroll & Benefits \$49,808,466

# of City Employees 637.33

# of City Employees per 1000 Pop 12.7

Average City Employee Salary & Benefits 78,152

# of Police 102

# of Police per 1000 Pop 2.0

Average Police Salary & Benefits \$92,970

# of Firefighters 60

# of Firefighters per 1000 Pop 1.2

Average Firefighter Salary & Benefits \$98,777

Enterprise Funds  
\$95,793,438

Electric Utility Fund  
\$66,039,722

Special Services  
\$16,537,693

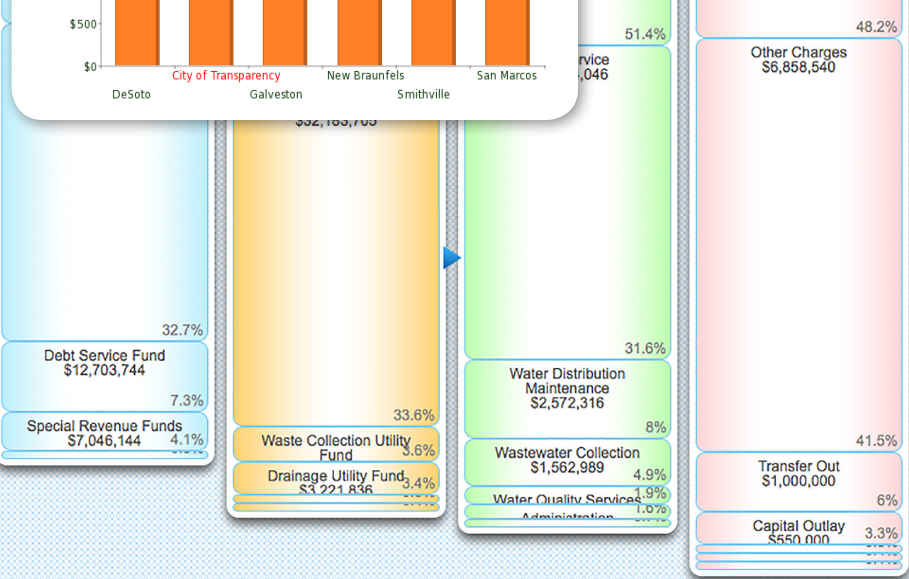
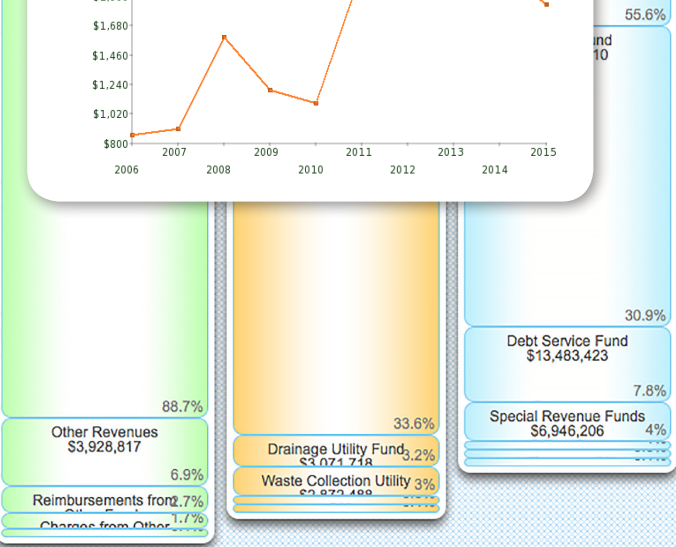
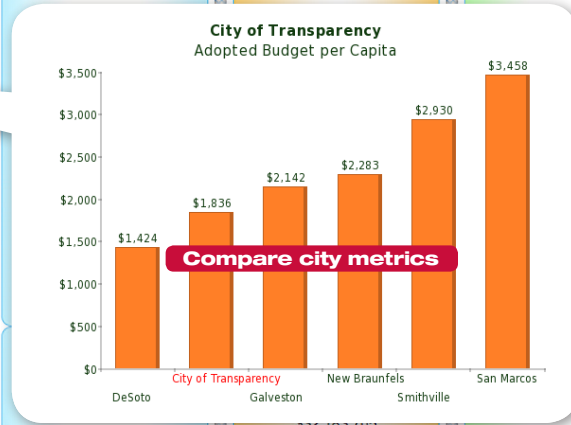
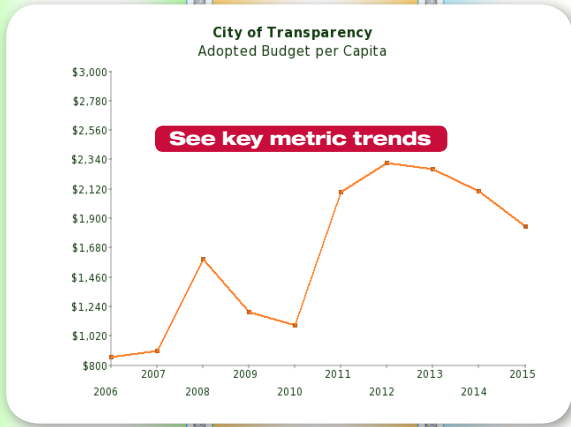
Contracted Services  
\$7,969,227

CHECK REGISTER

Vendor Name:  Search

CHECK NUMBER	DATE	VENDOR NAME	DESCRIPTION
10/31/2013		PAYROLL TRANSFER	

**Search the city check register**



• Click to navigate • Explore city metrics and trends • Understand revenue sources and spending • Search the city check register